

Exhibit & Sponsorship Prospectus

Cedars-Sinai International
Endoscopy Symposium

12th
Fellows & GI
Nurses
Program

3rd
Radiation
Safety Course

4th Advanced
Luminal
Endoscopy
Program

27th
Symposium on
Pancreatic and
Biliary
Endoscopy

*Celebrating
our 27th Year*



Cedars-Sinai International Endoscopy Symposium

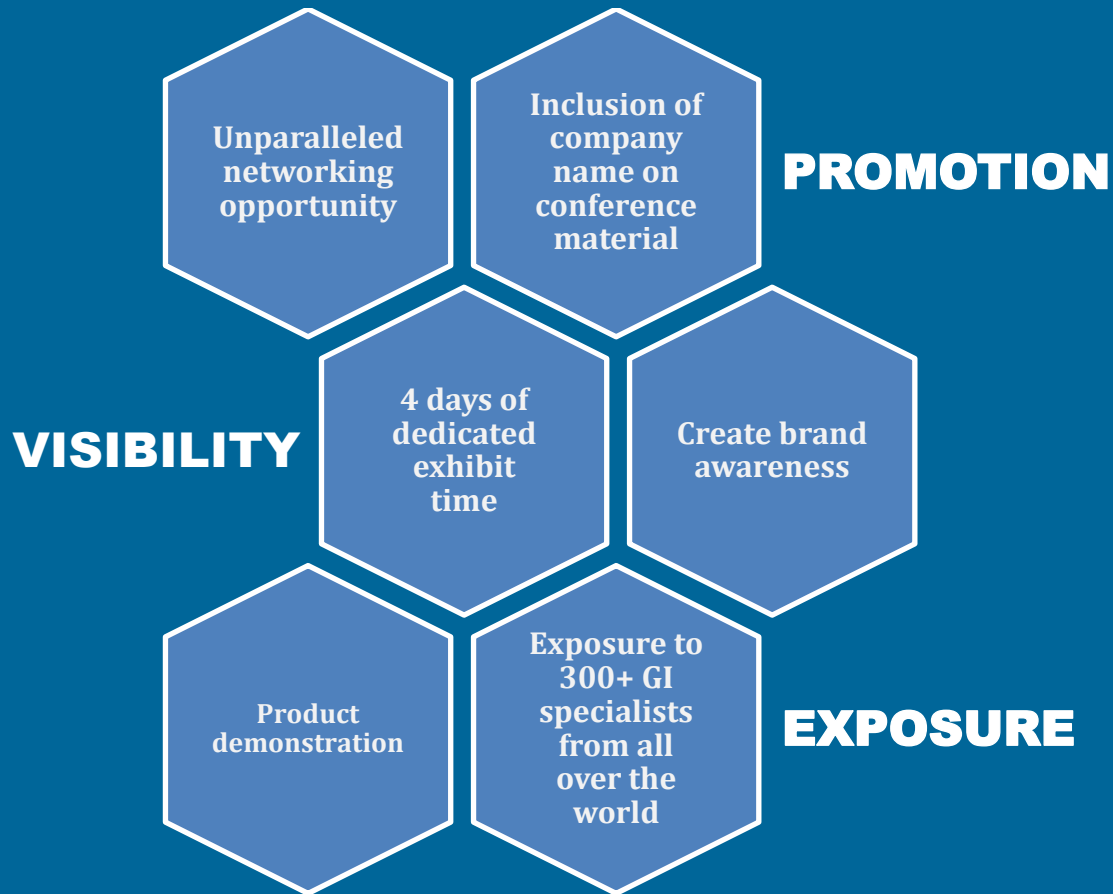
The Cedars-Sinai International Endoscopy Symposium is dedicated to the developments, special techniques and practical clinical approaches in the field of pancreatic and biliary endoscopy.

The program includes internationally recognized faculty who specialize in evaluating and treating difficult pancreatic and biliary diseases using interventional endoscopy and state-of-the-art research.

In the past 26 years, the symposium faculty have combined innovative research, modern technology and personal expertise to provide a state-of-the-art conference for gastroenterologists.

Join us January 30 to February 2, 2020 to meet with over 300 gastroenterologists who travel from all over the world to attend this innovative symposium.

WHY EXHIBIT?



Top 5 Reasons Attendees Visit Exhibitors



EXPAND YOUR

**Cedars-Sinai International
Endoscopy Symposium**

January 30, 2020 - February 2, 2020

TAP NEW INTERNATIONAL MARKETS

*Symposium Held in Cooperation with
Major Endoscopy Centers Across Asia,
Europe and USA*

*Opportunity to Meet Internationally
Renowned Faculty in the Field of
Gastroenterology*



2020 Internationally Renowned Faculty

Michael Bourke, MD (Sydney, Australia)

Marc Giovannini, MD (Marseille, France)

Anthony Teoh, MD (Hong Kong)

2019 Internationally Renowned Faculty

D. Nageshwar Reddy, MD (Hyderabad, India)

Paul Fockens, MD, PhD (Amsterdam, The Netherlands)

Gary May, M (Toronto, Ontario – Canada)

2018 Internationally Renowned Faculty

D. Nageshwar Reddy, MD (Hyderabad, India)

Dong Wan Seo, MD, PhD (Seoul, Korea)

Ping-Hong Zhou, MD, PhD (Shanghai, People's Republic of China)

2017 Internationally Renowned Faculty

Takao Itoi, MD, PhD, FASGE (Tokyo, Japan)

Rungsun Rerknimitr, MD (Bangkok, Thailand)

Peter D. Siersema, MD, PhD (Utrecht, The Netherlands)

2016 Internationally Renowned Faculty

Michael Bourke, MD (Sydney, Australia)

Amit Maydeo, MD (Mumbai, India)

Marc Giovannini, MD (Marseille, France)

2015 Internationally Renowned Faculty

Jong H. Moon, MD, PhD (Seoul, Korea)

Takao Itoi, MD, PhD, FASGE (Tokyo, Japan)

Fauze Maluf-Filho, MD (Estado de São Paulo, Brazil)

2014 Internationally Renowned Faculty

Claudio S. Navarrete, MD (Santiago, Chile)

Bing Hu, MD, PhD (Shanghai, China)

Michael Bourke, MD (Sydney, Australia)

2013 Internationally Renowned Faculty

Paulo Sakai, MD, FASGE (São Paulo, Brazil)

Jong H. Moon, MD, PhD (Seoul, Korea)

Claudio S. Navarrete, MD (Santiago, Chile)

D. Nageshwar Reddy, MD (Hyderabad, India)

2012 Internationally Renowned Faculty

Paul Fockens, MD, PhD (Amsterdam, The Netherlands)

James Lau, MD (Hong Kong, People's Republic of China)

Michael Bourke, MD (Sydney, Australia)

Paulo Sakai, MD, FASGE (São Paulo, Brazil)

2011 Internationally Renowned Faculty

Amit Maydeo, MD (Mumbai, India)

Takao Itoi, MD, PhD, FASGE (Tokyo, Japan)

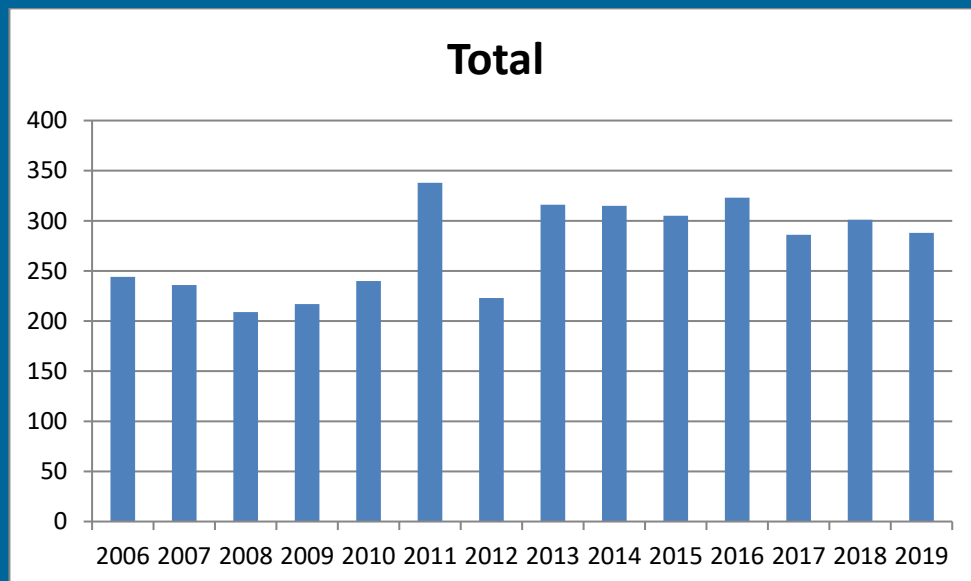
James Lau, MD (Hong Kong, People's Republic of China)

EXPAND YOUR REACH

Cedars-Sinai International
Endoscopy Symposium

January 30, 2020 - February 2, 2020

Market to 300
gastroenterologists from
across the US and
internationally

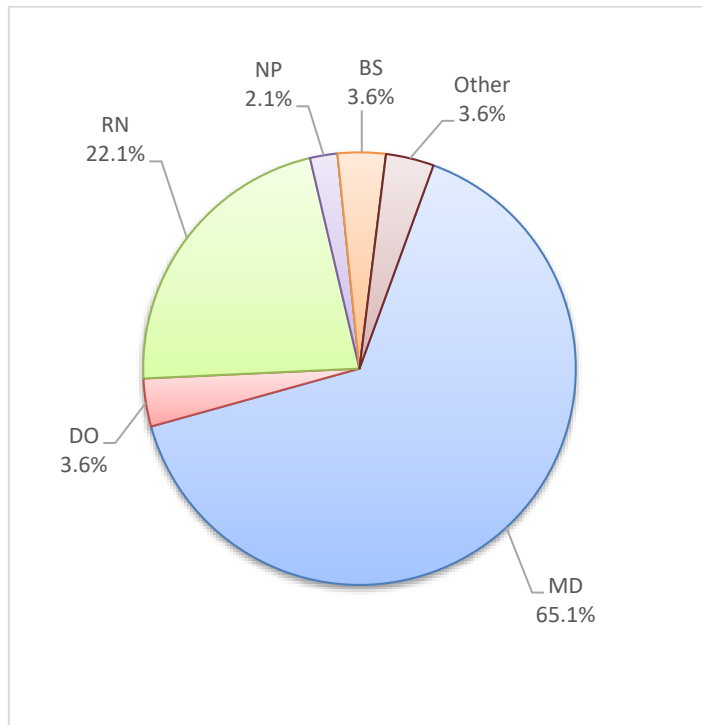


MAKE NEW CONTACTS
and
STRENGTHEN RELATIONSHIPS

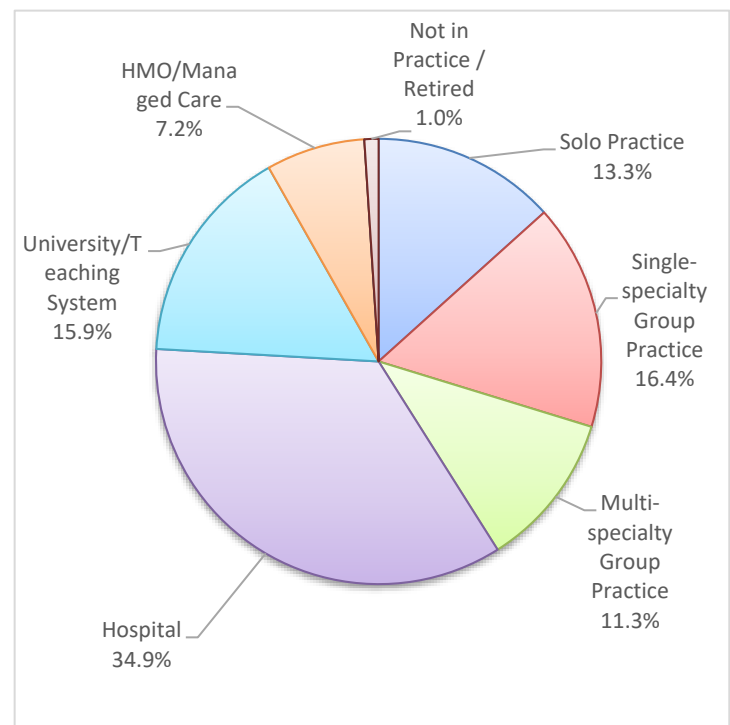


2019 SYMPOSIUM ATTENDEE DEMOGRAPHICS

DEGREE



TYPE OF PRACTICE



Attendee Comments

"This is the greatest pancreaticobiliary course in the country, probably in the world!"

"Superb program!"

"The best in recent years."

"Love this meeting. Have been attending for several years and plan on going in the future."

"As always the guest faculty are very knowledgeable & expert on what they do."

"Each year it gets better and better. The addition of the luminal endoscopy program is very relevant to everyday GI practice."

"Very organized, topics were relevant and new data was interesting. The live case studies were done well and cases were very interesting."

MAKE AN IMPACT

DEMONSTRATE & SHOWCASE PRODUCTS THAT IMPROVE PATIENT CARE



9 out of 10 course participants report
making a change in their practice after
attending this symposium

Average 45
patients seen per
week that require
endoscopic
procedures

8145

patients impacted each week by
learners in this activity



BOOTH

Cedars-Sinai International Endoscopy Symposium

January 30, 2020 - February 2, 2020



Platinum Sponsor

Premiere booth location

Additional space allocated near table for large equipment/displays

One (1) large eight-foot table (8' x 3') for all four days of the conference

Complimentary registration for five (5)

Top billing on posters thanking our exhibitors

\$7,500

3 Space Available!



Gold Sponsor

Prime booth location

Additional space allocated near table for large equipment/displays

One (1) eight-foot table (8' x 1 1/2') for all four days of the conference

Complimentary registration for three (3)

Second billing on posters thanking our exhibitors

\$6,000

3 Spaces Available!



Silver Sponsor

Optimal booth location

Tabletop display only

One (1) six-foot table (6' x 3') for all four days of the conference

Complimentary registration for two (2)

Third billing on posters thanking our exhibitors

\$4,500

10 Spaces Available!

Thursday, January 30, 2020

4th Luminal Advanced Endoscopy Course with Live Procedure Demonstrations

Location: Harvey Morse Conference Center

7:00 AM Registration & Breakfast

8:00 Welcome & Introduction

David Carr-Locke, MB, Bchir

Michael Bourke, MBBS

Endoscopic interventions for IBD

Moderators: Phil Fleshner, MD, Gil Melmed, MD

8:10 Endoscopic management of peri-rectal abscess and fistulae

Bo Shen, MD

8:30 Approach to colonic polyps in IBD

Gil Melmed, MD

8:50 Endoscopic treatment of small bowel Crohn's strictures

Shirley Paski, MD

9:10 Q & A

Panel

New innovations in endoscopy

Moderators: Michael Bourke, MBBS, Brian Boulay, MD

9:30 Motorized spiral enteroscopy

Simon Lo, MD

9:45 AI in endoscopy: what the future looks like

Mouen Kashab, MD

10:00 Coffee Break

Live Procedure demonstrations (I)

10:20 Moderators: Richard Kozarek, MD, Marc Giovanini, MD, Phil Fleshner, MD

12:15 PM Lunch

Live Procedure demonstrations (II)

1:00 Moderator: Richard Kozarek, MD, Viktor E. Eysselein, MD, Michael Schafer, MD

Esophageal interventions

Moderators: Marc Giovanini, MD, Jacques Van Dam, MD

3:00 Endoscopic management of acute esophageal leak and perforation

Juan Carlos Bucobo, MD

3:15 Prevention, diagnosis and treatment of TE fistula

Kenneth Binmoeller, MD

3:35 Endoscopic treatment of superficial esophageal cancer:
decisions and techniques

Peter Draganov, MD

Endoscopic closure and stapling

Moderators: Marc Giovanini, MD, Jacques Van Dam, MD

3:55 The technique and technical issues

Anthony Teoh, MD

4:15 Endoscopic suturing: is it ready for prime time?

Michael Bourke, MBBS

4:30 Anti-reflux procedures: historical and current perspectives

David Carr-Locke, MB, Bchir

4:50 Q & A for the day

Panel

5:30 Session Adjourns

AGENDA, cont'd

Friday, January 31, 2020

Mini-Symposium on Radiation Safety

Location: Harvey Morse Conference Center

7:00 AM	Registration	
8:00	Welcome & Introduction	David Carr-Locke, MB, Bchir
8:05	Radiation Safety in Digital Fluoroscopy: Risks, Benefits and Perspectives	TBD
9:00	Radiation Safety in Digital Fluoroscopy: Instrumentation and Operation	Yifang Jimmy Zhou, PhD
10:00	Radiation Safety in Digital Fluoroscopy — Mobile Fluoroscopy	Janet Allahverdian, MHP
11:00	Radiation Safety in Interventional Endoscopic Procedures	Karl Kwok, MD
		Sofiya Gukovsky-Reicher, MD
12:00 PM	Program adjourns	

GI FELLOWS & NURSES HANDS-ON WORKSHOPS

Location: Advanced Health Sciences Pavilion

Moderators: Stanley Dea, MD, Charles Menz, MD

7:30 AM	Welcome	Quin Liu, MD, Shara Chess, MSN
7:35	Biliary anatomy	Stanley K. Dea, MD
7:50	Pancreatic anatomy	Srinivas Gaddam, MD
8:05	ERCP Cannulation: Instruments and techniques	Juan Carlos Bucobo, MD
8:20	Introduction to EUS	Jacques Van Dam, MD
8:35	Basic ERCP interpretation	Karl K. Kwok, MD
8:50	EUS images that every fellows should know	Sofiya Gukovsky-Reicher, MD
9:05	Sphincterotomy and biliary stenting	James L. Buxbaum, MD
9:20	Cross-sectional imaging of the pancreas and biliary tract: The ABC in interpretation	Karoly Viragh, MD
9:45	Workshops (Location: Women's Guild Simulation Center for Advanced Clinical Skills) Coordinators: Shara L. Chess, MSN, Helena Spivak, RN, Yvonne Min, RN, Rose Chang, RN, Loretta Y. So, RN, Quin Y. Liu, MD	
11:55	Fellow lecture & luncheon (Location: Advanced Health Sciences Pavilion) Preparation and reality of a career in interventional gastroenterology	David Vitale, MD James Sul, MD, Quin Liu, MD
	Nursing lecture & luncheon (Location: Advanced Health Sciences Pavilion) Latest Recommendations on Disinfection of duodenoscopes and drying technology	Shara Chess, MSN, TBA
12:45 PM	Program adjourns	

AGENDA, cont'd

Friday, January 31, 2020

27th International Symposium on Pancreatic and Biliary Endoscopy

Location: Harvey Morse Conference Center

12:00 PM	Registration	
1:00	Welcome	David Carr-Locke, MB, Bchir, Simon Lo, MD
Review		
1:10	2019 Literature Review	David Carr-Locke, MB, Bchir
Novel techniques and devices		
1:35	EDGE procedure	Marc Giovanini, MD
1:50	Advances in biliary and pancreatic stents	Michael Bourke, MD
2:05	Pancreaticobiliary intraductal ablation: possibilities and reality	Anthony Teoh, MD
Live ERCP/EUS Demonstrations from the CSMC GI Unit		
2:30	Moderators: Richhard Kozarek, MD, Viktor E. Eysselein, MD, Nicholas Nissen, MD	
4:00	Moderators: Jacques Van Dam, MD, Theodore Stein, MD, Nicholas Nissen, MD	
5:45	Adjourns	

Saturday, February 1, 2020

Location: Harvey Morse Conference Center

7:00	Registration	
Video forum (1)		
Moderators: Karl Kwok, MD, Kenneth Park, MD		
7:30	Short video presentations	David Vitale, MD
Old problems, new approaches		
8:00	What is the appropriate anesthesia for GI endoscopy?	Lena Wang, MD
8:20	Timing, precautions and use of fluoroscopy when considering ERCP in pregnancy	Anthony Teoh, MD
8:40	Surgical Bile Duct Injuries	David Carr-Locke, MB, Bchir
How I do it?		
9:00	Performance of pancreaticobiliary access in a prior failed ERCP	Peter Draganov, MD
9:15	Endoscopic gallbladder drainage for cholecystitis	Kenneth Binmoeller, MD
9:30	Endoscopic gastrojejunostomy for gastric outlet obstruction	Mouen Kashab, MD
Live ERCP/EUS Demonstrations from the CSMC GI Unit		
9:50	Moderators: Jacques Van Dam, MD, Theodore Stein, MD, Nicholas Nissen, MD	
11:10	Moderators: Richard Kozarek, MD, Theodore Stein, MD, Nicholas Nissen, MD	
12:30	Lunch	

AGENDA, cont'd

Debate: is it wise to use one-time use duodenoscopes?

Moderators: Richard Kozarek, MD

1:15 Yes, it is

Kenneth Binmoeller, MD

1:30 No, it is a bad idea

Brennan Spiegel, MD

1:45 Audience and faculty participation

Live ERCP/EUS Demonstrations from the CSMC GI Unit

2:05 Moderators: Jacques Van Dam, MD, Viktor Eysselein, MD, Kambiz Kosari, MD

3:45 Moderators: Richard Kozarek, MD, Viktor Eysselein, MD, Kambiz Kosari, MD

5:30 Meeting adjourns

Sunday, February 2, 2020

Location: Harvey Morse Conference Center

7:00 Registration & Breakfast

Video forum (2)

Moderators: David Vitale, MD, Kenneth Park, MD

7:30 Short video presentations

Case-based learning in pancreaticobiliary disease management

8:00 Case presentations and discussions

Moderators: Binesh Batra, MD, Jerome Cohen, MD

Presenters: David Vitale, MD, Brian Boulay, MD, Interventional Fellows

Discussants: Michael Bourke, MBBS, David Carr-Locke, MB, Bchir, Marc Giovanini, MD, Richard Kozarek, MD, Nicholas Nissen, MD, Anthony Teoh, MBChB

Symposium live procedure cases follow-up (Part 1)

10:00 Presenters: Interventional Fellows, Christine Leyson, NP

Discussants: David Carr-Locke, MB, Bchir, Michael Bourke, MBBS

10:15 Break

Pancreatic tumors

Moderators: Quin Liu, MD, Peter Draganov, MD

10:35 Pancreatic cancer screening: Who and when

Srinivas Gaddam, MD

10:55 Robotics use in pancreatic surgery

Nicholas Nissen, MD

11:15 EUS targeted therapy for cancer, benign tumor and cyst

Marc Giovanini, MD

Learning from experience

Moderators: Quin Liu, MD, Peter Draganov, MD

11:35 Nightmare (I)

Michael Schafer, MD

11:50 Nightmare (II)

TBD

Symposium live procedure cases follow-up (Part 2)

12:05 Presenters: Interventional Fellows, Christine Leyson, NP

Discussants: David Carr-Locke, MB, Bchir, Simon Lo, MD

12:20 Symposium adjourns

QUESTIONS??

RESERVE YOUR

EXHIBIT SPACE TODAY!

Booths are given priority in assigning type and location according to the date the application is received.

Exhibit Days & Hours

Thursday, January 30, 2020	>>	7:00 am–6:00 pm
Friday, January 31, 2020	>>	7:00 am–5:30 pm
Saturday, February 1, 2020	>>	7:00 am–5:30 pm
Sunday, February 2, 2020	>>	7:00 am–12:15 pm

- > Exhibitor Move-In: Thursday, January 30, 2020, 6:30 am
- > Exhibit Move-Out: Sunday, February 2, 2020, 1:00 pm

Exhibit Registration

IMPORTANT DATES

December
20 Application deadline for priority booth assignment

January
10 Exhibit Application Deadline

January
13 Final Setup/Shipment Info Sent to Exhibitors

Questions?

For all questions related to exhibiting at this conference, please contact

Ani Mardakhanian, MHA
CME Program Manager
P. 310-423-4635
E. ani.mardakhanian@cshs.org

Odet Ter-Martirosyan, MPH, CHES
P. 818. 419. 8321
E. odet.ter-martirosyan@cshs.org

Cedars-Sinai Office of CME
700 N. San Vicente Blvd,
Suite G550
West Hollywood, CA 90069
P. 310-423-5548
F. 310-423-0309
E. cme@cshs.org

